

# Set healing in motion

It's all about the outcome



## Application Guide

Mepilex® Border Post-Op. The dressing for surgical wound management without compromise.


### Supports early patient mobilisation<sup>1-4</sup>

Unique flex-cut pad stretches in all directions, conforming to the body even as it moves

### Clinically shown to minimise dressing-related skin damage and reduce pain<sup>1-4</sup>

Safetac® interface adheres gently, maintaining skin integrity

**Safetac**  
TECHNOLOGY



### Supports longer wear times and low frequency of dressing changes<sup>3,4</sup>

Shower-proof seal and bacteria barrier (microbes larger than 25 nm)

Ultra-absorbent material absorbs more blood than any other current leading dressing on the market<sup>9,10</sup>

Transparent border allows inspection without removal

Mepilex® Border Post-Op


  
**Mölnlycke**®

# Mepilex® Border Post-Op Application Guide

## Before




**Start by cleansing the wound** in accordance with normal procedures and make sure the surrounding skin is completely dry before application.



**Select an appropriate dressing size** according to the incision by making sure that the wound pad will overlap the wound by at least 1–2 cm.



**Open the sterile packaging** and remove the dressing.



**Don't stretch the dressing** while applying and avoid wrinkles.

## Body area

### Hip



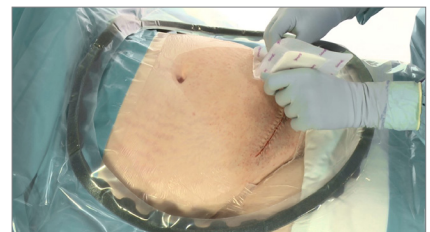
**1.** Remove the middle part of the release film and apply the dressing on the right position.

### Knee



**1.** Remove the middle part of the release film and apply the dressing on the right position.

### C-section



**1.** Remove the middle part of the release film and apply the dressing on the right position.

### Cardiac (Chest + Leg)



**1.** Remove the middle part of the release film and apply the dressing on the right position.



**1.** Before removing the release film; cut the border on the side (without the purple line) without cutting into the wound pad.

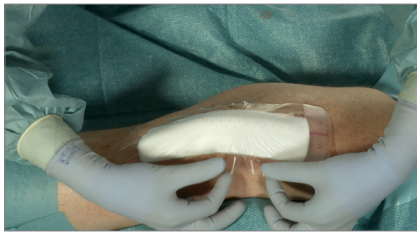
## Application steps



**2.** Remove the larger of the remaining films continuously while applying the dressing. Repeat for the smaller film and reposition if needed.



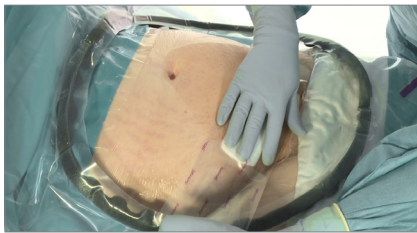
**3.** Finalise the application by stroking the full dressing area for maximal adherence.



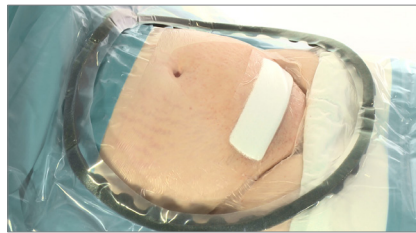
**2.** Remove the larger of the remaining films continuously while applying the dressing. Repeat for the smaller film and reposition if needed.



**3.** Finalise the application by stroking the full dressing area for maximal adherence.



**2.** Remove the larger of the remaining films continuously while applying the dressing. Repeat for the smaller film and reposition if needed.



**3.** Finalise the application by stroking the full dressing area for maximal adherence.



**2.** Remove the larger of the remaining films continuously while applying the dressing. Repeat for the smaller film and reposition if needed.



**3.** Finalise the application by stroking the full dressing area for maximal adherence.



**2.** Remove the middle part of the release film and apply the cut dressing on the right position. Then remove the larger of the remaining films continuously while applying the dressing. Repeat for the smaller film and reposition if needed.



**3.** Apply the second dressing without cutting it and make sure the wound pad edges overlap slightly.



**4.** Finalise the application by stroking the full dressing areas for maximal adherence.

## After

**The dressing can now be left in place for up to seven days.** Inspect the dressing and surrounding skin daily.

**Leave the dressing on** unless there are no clinical reasons to change.

### Change the dressing:

- If surgical exudate leaks from the dressing or out into the borders.
- When the absorbent pad is fully saturated (3 out of 4 corners).
- At any sign of an infection.

## How Mepilex Border Post-Op works

Mepilex Border Post-Op is an all-in-one post-op dressing that very effectively absorbs and retains surgical exudates. The Safetac interface minimise painful wound and peri-wound skin damage at dressing removal.<sup>1-4</sup> The Safetac interface seals the wound edges, preventing the exudate to leak onto surrounding skin, this minimising the risk for maceration<sup>5-7</sup>. The flex-cut pad gives high flexibility and a very good conformability over joints, such as hips and knees, promoting patient mobilisation<sup>2</sup>.

## Frequency of change

Mepilex Border Post-Op may be left in place for several days depending on the condition on the wound and the surrounding skin, or as indicated by accepted clinical practice.

## Benefits of Mepilex Border Post-Op

- Minimises skin damage, including blistering<sup>1-4</sup>
- Very high absorption capacity leading to fewer dressing changes<sup>1-4, 9-11</sup>
- High flexibility giving excellent comfort and conformability<sup>1-3</sup>
- Can be lifted and adjusted without losing its adherent properties<sup>12</sup>
- Wide transparent borders for easy wound area inspection
- Bacteria and viral barrier (microbes >25nm)
- Leaves no residues low potential for skin irritation and allergy<sup>1-4</sup>
- Shower proof<sup>1-3</sup>

## Precautions

- In case of signs of clinical infection, consult a health care professional for adequate infection treatment.
- Do not use on patients with known sensitivity to the dressing or its components.

## Areas of use

Mepilex Border Post-Op is designed for exuding wounds. It is intended for acute wounds, such as surgical wounds, cuts and abrasions. It is optimised for post-op use and blood absorption. The design gives very high flexibility and makes it ideal to be used over joints such as hips and knees.



## Mepilex Border Post-Op ordering information

Art. no	Size (cm)	Pcs/shelf	Pcs/transp.
496100	6 × 8	10	80
496200	9 × 10	10	70
496300	10 × 15	10	100
496405	10 × 20	5	25
496400	10 × 20	10	120

Art. no	Size (cm)	Pcs/shelf	Pcs/transp.
496455	10 × 25	5	30
496450	10 × 25	10	60
496605	10 × 30	5	25
496600	10 × 30	10	40
496650	10 × 35	5	55

REFERENCES: 1. Johansson C. et al. An assessment of a self-adherent, soft silicone dressing in post operative wound care following hip and knee arthroplasty. Poster presentation at EWMA, Brussels, Belgium 2012. 2. Van Overschelde, P. et al. A randomised controlled trial comparing two wound dressings used after elective hip and knee arthroplasty. Poster presentation at 5th Congress of the WUWHS, Florence, Italy, 2016. 3. Bredow, J et al. Randomized clinical trial to evaluate performance of flexible self-adherent absorbent dressing coated with silicone layer after hip, knee or spinal surgery in comparison to standard wound dressing. Poster presentation at 5th Congress of the WUWHS, Florence, Italy, 2016. 4. Zarghooni, K. et al. Effect of a modern dressing compared to standard dressings on outcome after primary hip and knee arthroplasty: a prospective, non-randomised controlled study. E-poster presentation at EWMA conference, London, United Kingdom, 2015. 5. Meaume S. et al. A study to compare a new self-adherent soft silicone dressing with a self-adherent polymer dressing in stage II pressure ulcers. *Ostomy Wound Management*, 2003. 6. Feili F et al. Retention capacity. Poster presentation at the EWMA conference, Lisbon, Portugal 2008. 7. Wiberg A.B. et al. Preventing maceration with a soft silicone dressing: in-vitro evaluations. Poster presented at the 3rd Congress of the WUWHS, Toronto, Canada, 2008. 8. Johnstone, A. et al. Innovations in the reduction of pressure ulceration and pain in critical care. *Wounds UK*, 2013. 9. Feili, F. et al. A laboratory evaluation of the fluid retention properties of post-operative absorbent dressings. Poster presented at the 5th Congress of the WUWHS, Italy, 2016. 10. Feili, F. et al. Fluid handling properties of post-operative wound dressings. Poster presentation at 5th Congress of the WUWHS, Florence, Italy, 2016. 11. Feili F. et al. Blood absorption capacity of post-operative wound dressings. Poster presented at the 5th Congress of the WUWHS, Italy, 2016. 12. Johnstone, A. et al. Innovations in the reduction of pressure ulceration and pain in critical care. *Wounds UK*, 2013.

Find out more at [www.molnlycke.com](http://www.molnlycke.com)

Mölnlycke Health Care AB, Box 13080, Gamlestadsvägen 3C, SE-402 52 Göteborg, Sweden. Phone + 46 31 722 30 00. The Mölnlycke®, Mepilex® and Safetac® trademarks, names and respective logos are registered globally to one or more of the Mölnlycke Health Care Group of Companies. © 2017 Mölnlycke Health Care AB. All rights reserved. HQWC0105

